

Now Yesterday

Search:

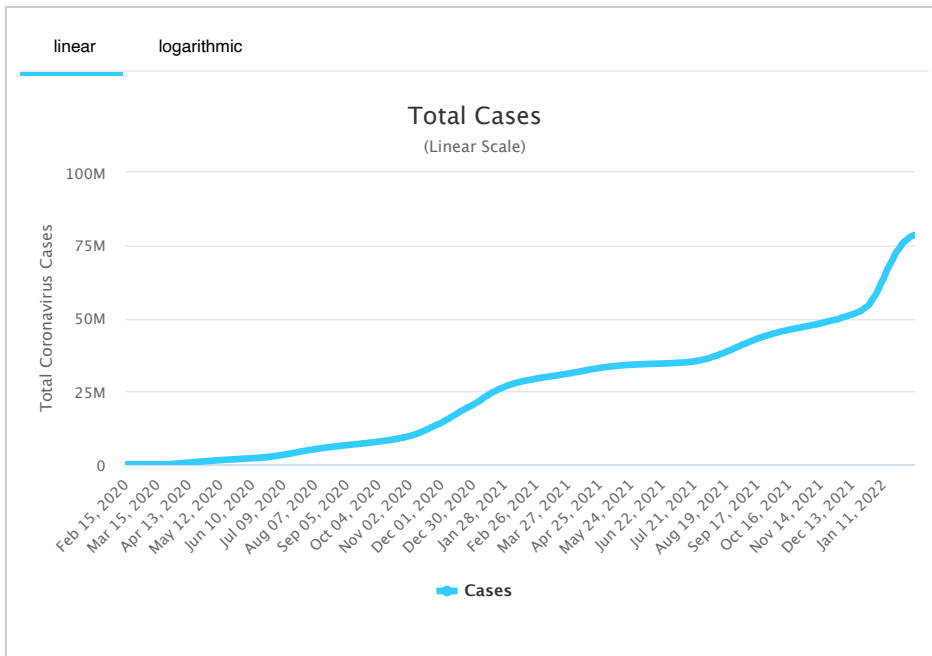
#	USA State	Total Cases	New Cases	Total Deaths	New Deaths	Total Recovered	Active Cases	Tot Cases/ 1M pop	Deaths/ 1M pop	Total Tests
	USA Total	78,556,193		932,443		48,828,328	28,795,422	237,328	2,817	920,0
1	California (/coronavirus/usa/california/)	8,695,481		81,874		N/A	N/A	220,071	2,072	140,8
2	Texas (/coronavirus/usa/texas/)	6,465,662		81,413		N/A	N/A	222,986	2,808	58,3
3	Florida (/coronavirus/usa/florida/)	5,744,225		66,465		3,716,876	1,960,884	267,450	3,095	52,4
4	New York (/coronavirus/usa/new-york/)	5,005,800		66,466		2,693,873	2,245,461	257,320	3,417	98,1
5	Illinois (/coronavirus/usa/illinois/)	2,977,341		35,476		2,262,393	679,472	234,958	2,800	52,2
6	Pennsylvania (/coronavirus/usa/pennsylvania/)	2,703,408		41,781		N/A	N/A	211,171	3,264	24,3
7	Ohio (/coronavirus/usa/ohio/)	2,617,104		34,592		2,412,401	170,111	223,893	2,959	21,1
8	North Carolina (/coronavirus/usa/north-carolina/)	2,498,957		21,325		2,313,159	164,473	238,266	2,033	24,9
9	Georgia (/coronavirus/usa/georgia/)	2,419,503		33,665		1,604,689	781,149	227,880	3,171	22,2
10	Michigan (/coronavirus/usa/michigan/)	2,306,153		32,911		1,421,905	851,337	230,919	3,295	22,9
11	New Jersey (/coronavirus/usa/new-jersey/)	2,134,058		32,094		1,286,149	815,815	240,263	3,613	17,2
12	Tennessee (/coronavirus/usa/tennessee/)	1,941,348		23,035		N/A	N/A	284,273	3,373	12,1
13	Arizona (/coronavirus/usa/arizona/)	1,926,240		26,822		1,478,941	420,477	264,640	3,685	17,7
14	Indiana (/coronavirus/usa/indiana/)	1,655,125		21,911		1,412,605	220,609	245,851	3,255	18,5
15	Massachusetts (/coronavirus/usa/massachusetts/)	1,639,656		22,602		N/A	N/A	237,890	3,279	39,7
16	Virginia (/coronavirus/usa/virginia/)	1,588,958		17,227		N/A	N/A	186,158	2,018	17,9
17	Wisconsin (/coronavirus/usa/wisconsin/)	1,545,059		12,739		N/A	N/A	265,363	2,188	14,8

18	South Carolina (/coronavirus/usa/south-carolina/)	1,423,919	15,986	912,492	495,441	276,558	3,105	15,21
19	Washington (/coronavirus/usa/washington/)	1,382,889	11,139	N/A	N/A	181,603	1,463	10,91
20	Missouri (/coronavirus/usa/missouri/)	1,362,253	17,950	859,513	484,790	221,958	2,925	13,81
21	Minnesota (/coronavirus/usa/minnesota/)	1,320,865	11,832	N/A	N/A	234,211	2,098	18,21
22	Colorado (/coronavirus/usa/colorado/)	1,279,858	11,859	765,683	502,316	222,246	2,059	16,11
23	Alabama (/coronavirus/usa/alabama/)	1,250,383	17,407	N/A	N/A	255,014	3,550	7,01
24	Kentucky (/coronavirus/usa/kentucky/)	1,212,686	13,182	N/A	N/A	271,436	2,951	12,91
25	Louisiana (/coronavirus/usa/louisiana/)	1,202,265	16,016	N/A	N/A	258,619	3,445	14,01
26	Oklahoma (/coronavirus/usa/oklahoma/)	998,769	12,193	N/A	N/A	252,407	3,081	5,31
27	Maryland (/coronavirus/usa/maryland/)	966,066	13,787	N/A	N/A	159,794	2,280	18,11
28	Utah (/coronavirus/usa/utah/)	905,112	4,223	785,426	115,463	282,322	1,317	9,01
29	Iowa (/coronavirus/usa/iowa/)	799,304	8,657	576,109	214,538	253,340	2,744	8,31
30	Arkansas (/coronavirus/usa/arkansas/)	798,036	9,895	757,603	30,538	264,443	3,279	6,41
31	Mississippi (/coronavirus/usa/mississippi/)	770,522	11,378	619,944	139,200	258,899	3,823	5,71
32	Kansas (/coronavirus/usa/kansas/)	748,520	7,725	526,877	213,918	256,931	2,652	2,21
33	Connecticut (/coronavirus/usa/connecticut/)	709,621	10,083	544,729	154,809	199,036	2,828	14,61
34	Nevada (/coronavirus/usa/nevada/)	669,748	9,236	476,803	183,709	217,440	2,999	6,61
35	Oregon (/coronavirus/usa/oregon/)	665,486	6,265	407,113	252,108	157,783	1,485	10,01
36	New Mexico (/coronavirus/usa/new-mexico/)	495,769	6,561	364,098	125,110	236,437	3,129	6,31
	West Virginia	466,125	5,900	451,169	9,056	260,093	3,292	5,51

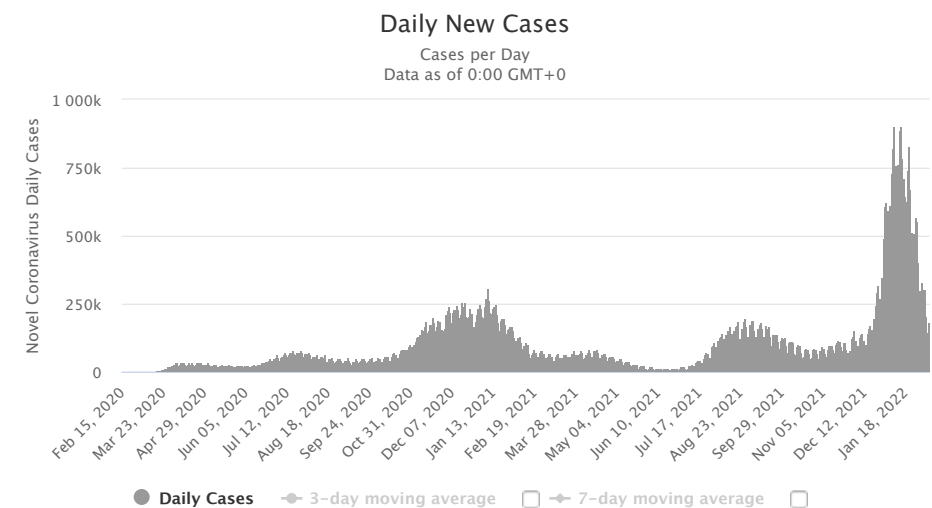
37	(/coronavirus/usa/west-virginia/)									
38	Nebraska (/coronavirus/usa/nebraska/)	448,709		3,802		N/A	N/A	231,962	1,965	5,0
39	Idaho (/coronavirus/usa/idaho/)	395,366		4,497		144,266	246,603	221,238	2,516	2,7
40	Rhode Island (/coronavirus/usa/rhode-island/)	350,080		3,365		N/A	N/A	330,463	3,176	7,3
41	New Hampshire (/coronavirus/usa/new-hampshire/)	284,567		2,270		277,013	5,284	209,285	1,669	4,3
42	Montana (/coronavirus/usa/montana/)	253,204		3,043		241,744	8,417	236,910	2,847	2,5
43	Delaware (/coronavirus/usa/delaware/)	251,669		2,593		207,861	41,215	258,450	2,663	9
44	North Dakota (/coronavirus/usa/north-dakota/)	231,841		2,139		226,352	3,350	304,229	2,807	6
45	South Dakota (/coronavirus/usa/south-dakota/)	231,379		2,697		207,858	20,824	261,546	3,049	2,0
46	Hawaii (/coronavirus/usa/hawaii/)	227,817		1,226		N/A	N/A	160,902	866	3,2
47	Alaska (/coronavirus/usa/alaska/)	220,388		1,060		147,467	71,861	301,264	1,449	3,9
48	Maine (/coronavirus/usa/maine/)	182,401		1,816		N/A	N/A	135,694	1,351	4,6
49	Wyoming (/coronavirus/usa/wyoming/)	151,159		1,667		147,682	1,810	261,178	2,880	1,3
50	District Of Columbia (/coronavirus/usa/district-of-columbia/)	132,257		1,304		N/A	N/A	187,399	1,848	2,9
51	Vermont (/coronavirus/usa/vermont/)	107,679		558		79,949	27,172	172,566	894	3,2
52	Puerto Rico	465,338		3,960		243,363	218,015	137,392	1,169	3,7
53	Guam	37,456		299		31,265	5,892			3
54	United States Virgin Islands	15,098		104		14,724	270			3
55	Northern Mariana Islands	6,563		23		4,749	1,791			
56	American Samoa	4				4	0			
57	Veteran Affairs	589,478		19,753		540,730	28,995			6,8
58	US Military	561,490		671		467,783	93,036			
59	Federal Prisons	68,526		292		N/A	N/A			1

60	Navajo Nation	51,279	1,625	48,470	1,184			4
61	Grand Princess Ship	122	7	115	0			
62	Wuhan Repatriated	3		3	0			
63	Diamond Princess Ship	46		46	0			
	Total:	78,556,193	932,443	48,828,328	28,795,422	237,328	2,817	920,0

Total Coronavirus Cases in the United States

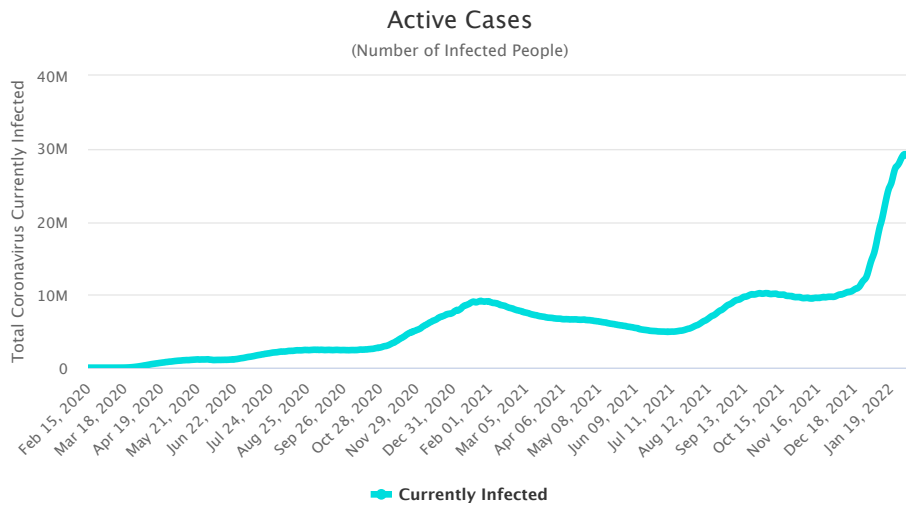


Daily New Cases in the United States

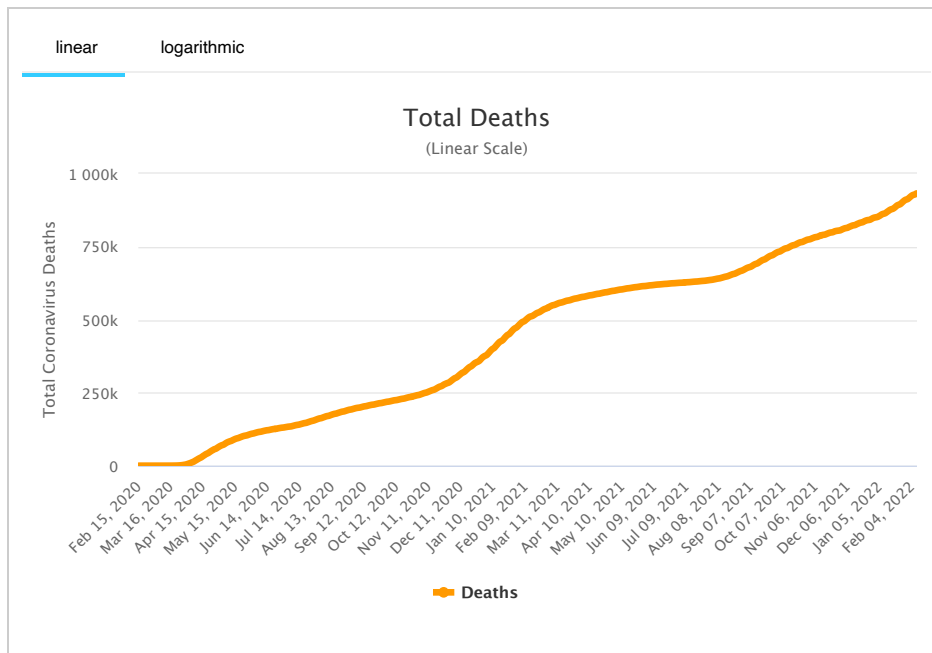


See also: [Daily Deaths Graph](#)

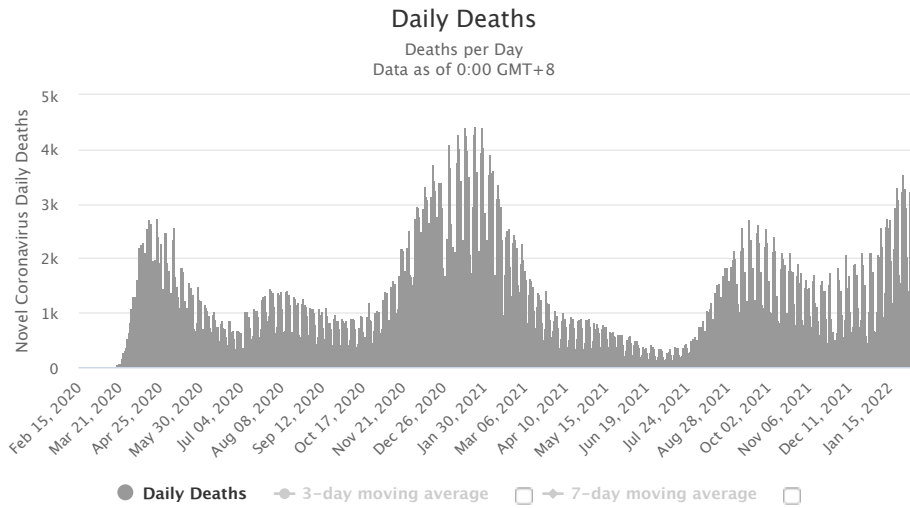
Active Cases in the United States



Total Coronavirus Deaths in the United States



Daily New Deaths in the United States



See also: [Daily Cases Graph](#)

Latest News

February 8 (GMT)

Updates

- 179,169 new cases and 2,777 new deaths in [the United States \(/coronavirus/country/us/\)](#)

February 7

February 6

February 5

February 4

February 3

[View More News](#)

Historical account of the initial stages of the epidemic in the United States

Content:

- First 20 cases in the United States
- Progression of first suspected cases
- Timeline of initial events
- Sources for the historical account

First 20 cases in the United States

Information collected on the first 20 domestic cases (not including repatriated cases and Diamond Princess cruise ship evacuee cases) is presented in the table below:

State	Cases	Sex	Age	Date	Case #	Location	Source
Oregon	1			Feb. 29	17 th	Washington C.	
Washington	2			Feb. 29	18, 19 th		
	1	M	30s	Jan. 21	1 st	Snohomish	[7]
Illinois	1			Mar. 1	20 th		
	1	M	60s	Jan. 30	6 th	Chicago	[12]
	1	F	60s	Jan. 24	2 nd	Chicago	[8]
California	2	unkn.	unkn.	Jan. 26	3 rd , 4 th	Orange C., L.A.	[9]
	1	M	adult	Jan. 31	7 th	Santa Clara C.	[17][18]
	1	F	unkn.	Feb. 2	9 th	Santa Clara C.	
	1	M	57	Feb. 2	10 th	San Benito C.	
	1	F	57	Feb. 2	11 th	San Benito C.	
	1		65	Feb. 28	16 th	Santa Clara C.	
	1			Feb. 21	13 th	Humboldt C.	
	1			Feb. 21	14 th	Sacramento C.	
	1			Feb. 26	15 th	[Northern California]	
Massachusetts	1	M	20s	Feb. 1	8 th	Boston	[16]
Arizona	1	unkn.	student	Jan. 26	5 th	Maricopa County	
Wisconsin	1			Feb. 5	12 th	Madison	

Patients Under Investigation (PUI) in the United States

CDC in the early stages released information regarding the number of cases and people under investigation that was updated regularly on Mondays, Wednesdays, and Fridays. Below we provide the historical reports that we were able to gather in order to track the progression in the number of suspected cases and US states involved through time in the initial stages

As of Feb. 10:

<i>Number of U.S. States with PUI</i>	<i>36</i>
Positive	12
Negative	318
Pending (specimens awaiting testing)	68
TOTAL	398

As of Feb. 7:

<i>Number of U.S. States with PUI</i>	<i>36</i>
Positive	12
Negative	225
Pending (specimens awaiting testing)	100
TOTAL	337

As of Feb. 5:

<i>Number of U.S. States with PUI</i>	<i>36</i>
Positive	11
Negative	206
Pending (specimens awaiting testing)	76
TOTAL	293

As of Feb. 3:

<i>Number of U.S. States with PUI</i>	<i>36</i>
Positive	11
Negative	167
Pending (specimens awaiting testing)	82
TOTAL	260

As of January 31:

<i>Number of U.S. States with PUI</i>	<i>36</i>
Positive	6
Negative	114
Pending (specimens awaiting testing)	121
TOTAL	241

Previously, as of January 29, there were 92 suspected cases awaiting testing.

--	--

Number of U.S. States with PUI	36
Positive	5
Negative	68
Pending (specimens awaiting testing)	92
TOTAL	165

Timeline of Events

-  On January 31, HHS declared Coronavirus a Public Health Emergency in the US (<https://www.hhs.gov/about/news/2020/01/31/secretary-azar-declares-public-health-emergency-us-2019-novel-coronavirus.html>)
As of Jan. 31, the Wuhan coronavirus is officially a public health emergency in the United States, Alex Azar, secretary of the US Department of Health and Human Services (HHS), announced at a White House press briefing.
-  On Jan. 31, the U.S. Centers for Disease Control and Prevention (CDC) **issued a federal quarantine for 14 days** affecting the 195 American evacuees from Wuhan, China. Starting Sunday, Feb. 2, U.S. citizens, permanent residents and immediate family who have visited China's Hubei province will undergo a **mandatory 14 days quarantine** and, if they have visited other parts of China, they would be screened at airports and asked to self-quarantine for 14 days. The last time the CDC had issued a quarantine was over 50 years ago in the 1960s, for smallpox.
-  President Donald Trump signed an order on Jan. 31 for the U.S. to **deny entry to foreign nationals who traveled to China** within the preceding two weeks, aside from the immediate family of U.S. citizens.
- On Jan. 30, the CDC had confirmed the **first case of person to person transmission in the U.S.:** ^[12] the husband of the Chicago, Illinois case who had returned from Wuhan, China on Jan. 13 and who tested positive for the virus on Jan. 24).
- CDC stated on Jan. 30 that "It is likely there will be more cases of 2019-nCoV reported in the U.S. in the coming days and weeks, including more person-to-person spread."^[12]
- The virus had been confirmed in **5 states**.
- On Jan. 31, **New York City** health officials vehemently denied the rumor regarding a coronavirus case in the city. ^[13] On Feb. 1, however, the city's health commissioner did report that there was a test being performed on a person under 40 who had returned from China, developed matching symptoms, and tested negative to the seasonal flu.
- Most US patients had recently visited Wuhan.**
- All of the first five U.S. cases were described as **mild**.
- A study on the first US case of novel coronavirus detailed mild symptoms followed by pneumonia (https://www.cnn.com/2020/01/31/health/washington-coronavirus-study-nejm/index.html?utm_term=link&utm_medium=social&utm_content=2020-02-01T00)

U.S. Airlines suspended ALL flights between the U.S. and China

On Friday, January 31, Delta, American and United announced they would temporarily suspend all of their mainland China flights in response to the coronavirus outbreak.^[14]

Prior to this January 31 announcement:

- UNITED AIRLINES**
on Jan. 28 had announced it would cut 24 flights between the U.S. and China for the first week of February.
- AMERICAN AIRLINES**

on Jan. 29 had announced it would suspend flights from Los Angeles to Shanghai and Beijing from Feb. 9 through March 27, 2020. It will maintain its flight schedules (10 daily A/R) from Dallas-Fort Worth to Shanghai and Beijing, as well as from Los Angeles and Dallas-Fort Worth to Hong Kong.

- **DELTA**

had not adjusted its schedule of direct flights from the U.S. to China. It is the only airline with direct flights to not take action so far.

The White House was considering issuing a ban on flights between the United States and China, as of late Jan. 28^[11]. Italy has announced on January 31 that it was suspending all flights to and from China following the first 2 cases of coronavirus in Italy.

Travel Alert: Do Not Travel to China

- The U.S. State Department on January 30 issued a **Level 4: Do Not Travel to China Alert** (<https://travel.state.gov/content/travel/en/traveladvisories/traveladvisories/china-travel-advisory.html>) ^[4] (the highest level of alert).
- Previously, on January 29, the advisory was set at a lower "Level 3: Reconsider Travel" advising not to travel to Hubei Province: (Level 4) and reconsider travel to the remainder of China (Level 3).
- The CDC on Jan. 28 issued a Level 3 Warning (<https://wwwnc.cdc.gov/travel/notices/warning/novel-coronavirus-china>), recommending that travelers **avoid all nonessential travel to China** ^[5].

Screening incoming passengers at 20 airports in the U.S.

On January 17, the CDC announced that 3 airports in the United States would begin screening incoming passengers from China: SFO, JFK, and LAX ^[6] Other 2 airports were added subsequently, and on January 28, the U.S. Department of Health and Human Services (HHS) announced that 15 additional U.S. airports (bringing the total to 20) would begin screening incoming travelers from China.

Below is the complete list of airports where screening for the 2019 Novel Coronavirus (2019-nCoV) is in place:

- Los Angeles International (LAX)
- San Francisco International (SFO)
- Chicago O'Hare
- New York JFK
- Atlanta Hartsfield-Jackson International
- Houston George Bush Intercontinental
- Dallas-Fort Worth International
- San Diego International
- Seattle-Tacoma International
- Honolulu International
- Anchorage Ted Stevens International
- Minneapolis-St. Paul International
- Detroit Metropolitan
- Miami International
- Washington Dulles International

- Philadelphia International
- Newark Liberty International
- Boston Logan International
- El Paso International
- Puerto Rico's San Juan Airport

Sources for the historical account

1. Novel Coronavirus (2019-nCoV) situation reports (<https://www.who.int/emergencies/diseases/novel-coronavirus-2019/situation-reports/>) - World Health Organization (<https://www.who.int/>) (WHO)
2. 2019 Novel Coronavirus (2019-nCoV) in the U.S (<https://www.cdc.gov/coronavirus/2019-ncov/cases-in-us.html>) - U.S. Centers for Disease Control and Prevention (<https://www.cdc.gov/>) (CDC)
3. Symptoms of Novel Coronavirus (2019-nCoV) (<https://www.cdc.gov/coronavirus/2019-ncov/about/symptoms.html>) - CDC
4. China Travel Advisory (<https://travel.state.gov/content/travel/en/traveladvisories/traveladvisories/china-travel-advisory.html>) - U.S. State Department, accessed January 31, 2020.
5. Novel Coronavirus in China - Warning - Level 3, Avoid Nonessential Travel (<https://wwwnc.cdc.gov/travel/notices/warning/novel-coronavirus-china>) - CDC, January 28, 2020.
6. Public Health Screening to Begin at 3 U.S. Airports for 2019 Novel Coronavirus ("2019-nCoV") (<https://www.cdc.gov/media/releases/2020/p0117-coronavirus-screening.html>) - CDC January 17, 2020
7. First Travel-related Case of 2019 Novel Coronavirus Detected in United States (<https://www.cdc.gov/media/releases/2020/p0121-novel-coronavirus-travel-case.html>) - CDC, January 21, 2020
8. Second Travel-related Case of 2019 Novel Coronavirus Detected in United States (<https://www.cdc.gov/media/releases/2020/p0124-second-travel-coronavirus.html>) - CDC, January 24, 2020
9. CDC confirms additional cases of 2019 Novel Coronavirus in United States (<https://www.cdc.gov/media/releases/2020/s0126-coronavirus-new-cases.html>) - CDC, January 26, 2020
10. 2019 Novel Coronavirus (2019-nCoV) in the U.S. (<https://www.cdc.gov/coronavirus/2019-ncov/cases-in-us.html>) - CDC, Updated January 29, 2020
11. White House considers ban on flights to China amid coronavirus outbreak (<https://eu.usatoday.com/story/travel/news/2020/01/28/white-house-considers-ban-china-flights-amid-coronavirus-outbreak/4602839002/>) - USA Today, Jan. 28, 2020
12. CDC Confirms Person-to-Person Spread of New Coronavirus in the United States (<https://www.cdc.gov/media/releases/2020/p0130-coronavirus-spread.html>) - CDC Press Release, Jan. 30, 2020
13. NYC Officials Deny Report Of Coronavirus Amid Confusion (<https://www.forbes.com/sites/sergeiklebnikov/2020/01/31/nyc-officials-deny-report-of-coronavirus-amid-confusion/#351e47b5652c>) - Forbes, Jan. 31, 2020
14. Delta, American, United to suspend all China mainland flights as coronavirus crisis grows (<https://eu.usatoday.com/story/travel/2020/01/31/coronavirus-china-flight-ban-delta-cuts-all-flights-white-house/4620989002/>) - USA Today, Jan. 31, 2020
15. Secretary Azar Declares Public Health Emergency for United States for 2019 Novel Coronavirus (<https://www.hhs.gov/about/news/2020/01/31/secretary-azar-declares-public-health-emergency-us-2019-novel-coronavirus.html>) - U.S. Department of Health and Human Services (HHS), Jan. 31, 2020
16. Man returning from Wuhan, China is first case of 2019 Novel Coronavirus confirmed in Massachusetts (<https://www.mass.gov/news/man-returning-from-wuhan-china-is-first-case-of-2019-novel-coronavirus-confirmed-in>) - Massachusetts Department of Public Health, Feb. 1, 2020
17. County of Santa Clara Public Health Department Reports First Case of Novel (new) Coronavirus (<https://www.sccgov.org/sites/phd/news/Pages/novel-coronavirus-1-31-2020.aspx>) - Santa Clara County Public Health, Jan. 31, 2020
18. Coronavirus: First case confirmed in Santa Clara County (<https://www.mercurynews.com/2020/01/31/santa-clara-coronavirus/>) - Mercury News, Jan. 31, 2020

worldometer (/)

[about \(/about/\)](#) | [faq \(/faq/\)](#) | [languages \(/languages/\)](#) | [contact \(/contact/\)](#) | [report coronavirus cases \(/report_us/\)](#)

 ([newsletter-subscribe/](#))  (<https://twitter.com/Worldometers>)  (<https://www.facebook.com/Worldometers.info>)

© Copyright Worldometers.info - All rights reserved - [Disclaimer & Privacy Policy \(/disclaimer/\)](#)

